



The Penn Surgery Society News is published quarterly for its members, colleagues and friends of the Department of Surgery. For submissions, inquiries or comments, please contact [Mary.Hamburg@uphs.upenn.edu](mailto:Mary.Hamburg@uphs.upenn.edu).



*Ernest F. Rosato*

## *Tribute to Ernest F. Rosato*

A celebration of Ernie Rosato's long career was held on February 12, 2011 at the Academy of Natural Sciences. More than 350 of Ernie's admirers (students, residents, colleagues, family, friends and patients) gathered to share conversation and Rosato stories at a reception. This was followed by a more formal program that Dr. Morris had organized during which brief tributes were delivered by 18 speakers: Drs. Drebin, Morris, Barker, Mullen, Acker, Luketich, Glick, Fairman, Barbot, Markmann, Gorman, Savino, Woo, Kelz, Williams, Low, Dempsey, and Merianos.

The speaker's focused on Dr. Rosato's unmatched legacy of teaching over his half century at Penn as a medical student, intern, resident and faculty member. Mentioned were his record as Philadelphia's most prolific surgeon and his status as the "master surgeon of last resort" who often succeeds in solving seemingly impossible surgical problems. Mentioned also were his intellectual approach to these problems, his encyclopedic knowledge of surgery, his basic and clinical research which has resulted in more than 200 papers and his prominence in national surgical organizations. Listed were some of his teaching awards (Lindback Award, yearbook dedications) and 13 consecutive Inouye Awards that have recognized him annually as the residents' most important role model and mentor. Current and ex residents attributed their expertise and confidence as surgeons to their time on Ernie's service more than to any other aspect of their training.

Perhaps even more importantly most of the speakers dwelt on the personal relationship which Ernie develops with each of his residents making them feel almost like family members. There was



also time to recite a few of Ernie's patented teaching aphorisms, time for some gentle parody of the Rosato voice and accent and time to watch David Low cartoons depicting Ernie as the surgeon in the Agnew Clinic. The conclusion to this remarkable program was Ernie's superbly crafted response delivered with just the right amount of restrained emotion.

No one fortunate enough to have been there will ever forget this remarkable evening.

### **IN THIS ISSUE**

From the Editor	2
Young Leader	2
Alumni History	3
Rosato Tribute Images	6
Alumni News	9
Kasier Portrait Unveiled	10
OR Safety	11
Upcoming Events	12

(turn to page 6 for additional images of the event)



**Clyde F.  
Barker,  
M.D.**

## From the Editor

In this issue we profile another individual for whom a Department prize is named. The Annual Prize for research by a surgical resident is named for Jonathan E. Rhoads. In addition for many years our Society was named for Dr. Rhoads (and his mentor, I. S. Ravdin). It is now hard to believe that members of almost 2 Penn residency generations can have no personal recollection of Dr. Rhoads who died in 2002. For them, the stories about him contained in this issue's short resume may be new. To older Penn Surgery Society members who are probably tired of these endlessly repeated parables, I apologize.

Dr. Rhoads' career was certainly the longest of any Penn Surgery Society member and almost certainly the greatest. At the time of his death he was probably the world's most honored surgeon. For a more complete account of Dr. Rhoads 7 decades at Penn Surgery refer to his excellent (1997) biography by John Rombeau and Donna Muldoon and to the volume available in the Fitts Library, describing his 80th birthday symposium that was attended in 1987 by most of the nation's important surgeons, including 10 Rhoads' residents who became department chairmen.

Continuous progress in modern science and especially medicine is such that each generation can be expected to produce individuals whose accomplishments surpass those of their elders. Therefore our expectations of the Young Leaders profiled in the previous newsletters (Joe Woo, Omaidia Velázquez and Sunil Singhal) are great, since Dr. Rhoads set the bar so high. The same is true of the Young Leader profiled in this issue, Ross Milner HUP resident and vascular fellow (1994-2002). His productive early faculty career at Emory led to his appointment in 2009 as Chief of the Division of Vascular Surgery at Loyola University in Chicago. He is one of five university division chiefs who are products of Ron Fairman's outstanding training program in vascular and endovascular surgery.

## Young Leader

# Ross Milner, M.D.

*This issue's selection as a young leader is Ross Milner, Associate Professor of Surgery, Chief, Division of Vascular Surgery and Endovascular Therapy, Stritch School of Medicine, Loyola University Medical Center.*



Ross is a Philadelphian by birth. He is a graduate of the University of Pennsylvania (B.A. Biology, 1990) and its medical school (M.D., 1994). His internship and residency in general surgery were at the Hospital of the University of Pennsylvania (1994-2001). During his residency he spent two years as a post doctoral fellow at Children's Hospital of Philadelphia, where his research with Alan Flake and Scott Adzick led to 14 abstracts and 12 published manuscripts on gene therapy and stem cell transplantation. During his residency Ross gained recognition as an unusually fine teacher. In 3 separate years (1996, 1998 and 2001) he was selected by the medical students as a recipient of a Penn Pearls Teaching Award. The Department of Surgery also honored him for his teaching of students and junior residents with the Department of Surgery William Inouye Award (1999), the Leonard D. Miller Award (2001) and the Leonard J. Perloff Chief Resident Teaching Award (2001).

Following his general surgery residency Ross was accepted by Ron Fairman as a Fellow in Vascular Surgery. During this hectic clinical year, in addition to acquiring expertise in open vascular operations and the pioneering phase of endovascular procedures, Ross published 12 peer reviewed manuscripts.

In 2002, Ross was awarded the prestigious and highly competitive Marco Polo Fellowship of the Society for Vascular Surgery. This supported him for a year of study in Holland at the University of Utrecht. He later wrote about this experience:

*I was fortunate to receive the Marco Polo Fellowship of the Society for Vascular Surgery. It was one of the best professional and personal experiences I have had during my career. The opportunity to travel and to work abroad was such a worthwhile professional time because I became involved with some of the initial animal work that was done with pressure sensing, and I got to see how vascular surgery is practiced in another country. I had a great research experience and a great clinical experience, and I have maintained a lot of the relationships that I started when I was there, especially with Jan D. Blankensteijn, MD, PhD, and Hence J. M. Verhagen, MD, PhD.*

# Alumni History

## Jonathan E. Rhoads (1907-2002)

*This issue's profile of a senior figure in the Society is Jonathan Rhoads, whose remarkable 70 year career spanned much of the history of the Department.*

Jonathan Rhoads was born on May 9, 1907. His father, Edward was a physician, who served his internship under D. Hayes Agnew and William Osler at the Hospital of the University of Pennsylvania, the nation's first University Hospital, which had opened only 11 years before in 1874.

At Haverford College the young Jonathan was Phi Beta Kappa and a track star, excelling in the pole-vault, an event in which he was undefeated in intercollegiate competition. In medical school at Johns Hopkins he met his classmate and future wife, Terry Folin, whose father Otto was the Professor of Biochemistry at Harvard. After graduation in 1932, Jonathan accepted an internship at the Hospital of the University of Pennsylvania and Terry one at Yale. He credited her with the predominant role in raising their 6 children, for which she gave up a promising career in pediatrics.

During Dr. Rhoads' surgical training at the Hospital of the University of Pennsylvania (1934-39), Eldridge Eliason was the official department chairman but his mentor was another senior faculty member, I.S. Ravdin. Ravdin was head of the Harrison Department of Surgical Research and in addition had an independent clinical service with its own separate staff of residents one of which was Rhoads.

A few months after Rhoads finished his residency Ravdin developed acute cholecystitis. Dr. Alan O. Whipple, Columbia's chairman was summoned from New York to see him. Expecting to operate, Whipple arrived with a bag of his instruments only to be informed that he would be assisting the virtually unknown Jonathan Rhoads who Ravdin had chosen to do the operation.

Whipple and Eliason were relegated to the role of assistants during the operation, a cholecystostomy. Ravdin insisted that the procedure be performed under spinal anesthesia so that he could direct the operation. Ravdin's kibitzing throughout the procedure. added to Whipple's visible annoyance with this arrangement. Finally Whipple exclaimed "Rav" Scrub up or shut up."

Rhoads later reviewed his productive early years at Penn, where he remained for his entire career: "We began using Wangenstein Suction in 1933 or 34 and with William Osler Abbott participated in defining the use of the Miller-Abbott tube. We operated on the first cases of Crohn's disease in 1933 and I

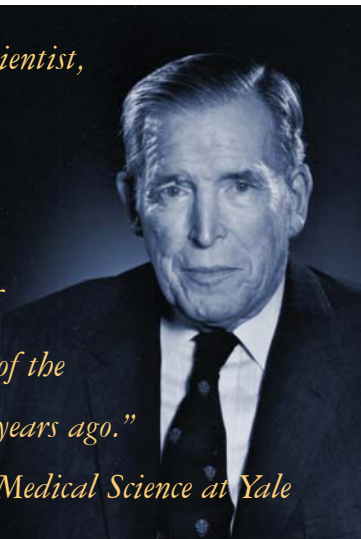
believe the first islet cell adenoma of the pancreas about 1936. We attempted to transplant slices of it into the rectus muscle of a diabetic and to get the cells to grow in tissue culture. We got sulfanilamide in 1936, sulfadiazine by 1938, Vitamin K in 1938. I set up the Quick test for prothrombin in 1938 and personally ran all the prothrombins. About 1935, I

did the first 4 peritoneal dialyses for uremia that were done in the Philadelphia area [probably the first anywhere]. We studied the effect of hypoproteinemia on wound healing and later its effect on hemorrhagic shock. I studied blood coagulation demonstrating that the prothrombin fell rapidly in the hepatectomized dog".

Rhoads' bibliography from its first entry in 1935 to the last of his nearly 400 papers written in 2001 virtually charts the evolution of modern surgery. His most important contributions were in the fields of nutrition and cancer. He wrote on pancreatic, gastric, colon and breast cancer and on a tumor marker for liver cancer. He was a pioneer in the study of coagulation and the use of vitamin K and Coumadin. During his early career he was a recognized expert on shock and burns. He was one of the first to use the

*"Jonathan Rhoads, Physician, Scientist, Educator, Editor, Civic Leader, Statesman and President of the American Philosophical Society, you are considered to be a clone of Benjamin Franklin, the founder of the University of Pennsylvania 250 years ago."*

*~ Citation from Doctorate of Medical Science at Yale*



## Jonathan E. Rhoads (continued from page 3)

sulfas for burns and peritonitis. Streptomycin became available just at the time he was diagnosed with advanced tuberculosis in 1946. Experience with damage to his own 8th nerve helped to define the toxicity of this drug. Although it cured his disease it unfortunately left his balance impaired, forcing him in his declining years to use a walker. Other subjects of his reports were thyroid and parathyroid disease, parotid tumors, portal hypertension, intestinal obstruction, hernia, biliary surgery, wound healing, inflammatory bowel disease and pediatric surgery.

During World War II when Ravdin left HUP to command the 20th General Hospital in India he left Rhoads in charge of his large service with only a skeleton crew of residents (including C. Everett Koop) to help him. After the war I.S. Ravdin returned to HUP, as Department Chairman. Rhoads settled into a role as second in command. This gave him the opportunity to focus on research and also to serve as Provost of the University of Pennsylvania until in 1959 he succeeded Ravdin as Chairman.

From 1959-1972, Rhoads served as John Rhea Barton Professor and Chairman. During this period he kept a number of other balls in the air. In addition to departmental administration and his busy clinical practice, he was almost simultaneously President of the American College of Surgeons, President of the American Surgical Association, President of the American Cancer Society, Chairman of the Board of Managers of Haverford College, a member of the Residency Review Committee, the American Board of Surgery, the National Research Council and the Philadelphia School Board. In addition he was the editor of the *Annals of Surgery* and co-author of the most widely read standard surgical textbook.

It was also during this time that Dr. Rhoads made his great research contribution - the development of total parenteral nutrition. The origin of his focus on nutrition was the long-term interest of Dr. Ravdin in this topic. Together they had investigated the delayed gastric emptying seen after gastroenterostomy in malnourished patients and in dogs which they plasmaphoresed to produce hypoproteinemia. These studies were the stimulus for identifying appropriate diets and methods of dietary delivery to malnourished patients who were unable to eat. In attempts to utilize the intravenous route for nutrition several limitations were encountered. One was the volume of fluid necessary to provide adequate caloric intake without precipitating pulmonary edema. But if the concentration of the glucose solution was increased to provide more calories in smaller volumes the infusate irritated and thrombosed peripheral veins.

**4** The problem of delivering large volumes of hypertonic parenteral nutrients was taken to the laboratory.



The crucial experiment was performed by Dr. Rhoads' research fellow, Dr. Stanley Dudrick with the assistance of Dr. Harry Vars, the Department's biochemist, who devised the formula of nutrients and a method of continuous intravenous infusion in puppies. These experimental animals which received all of their nourishment parenterally via a catheter in the superior vena cava were shown to grow as normally as those fed by mouth.

Because of the hyperosmolality of the parenteral solution, its delivery into peripheral veins of humans was problematic. To solve the problem Dudrick adopted a technique described by Aubaniac, a French army surgeon in which the subclavian vein was punctured percutaneously to gain access to the large central veins where high blood flow generally prevented clotting. Thus, he succeeded in infusing highly concentrated solutions of glucose and large amounts of protein without causing venous thrombosis. Soon after this Douglas Wilmore and Dudrick successfully treated an infant with atresia of the jejunum, ileum and distal colon. Nourished entirely by vein this baby not only gained weight but grew normally. As a result of these landmark reports, intravenous hyperalimentation was rapidly accepted and employed around the world. The success of these classic experiments in 1966 was the

culmination of Dr. Rhoads' lifetime scientific obsession with peri-operative nutrition. Francis Moore, the emeritus Chief of the Peter Bent Brigham Hospital ranked it with the most important scientific contributions ever made by a surgeon.

As a statesman of science and medicine, Dr. Rhoads was known for his record of service to the National Research Council, the Public Health Service, the Congress and the Veterans Administration and as a consultant to several U.S. Presidents. His most important influence on behalf of federal support of cancer research came from membership on the panel of consultants on the conquest of cancer, whose recommendations led to the National Cancer Act of 1971.

The esteem with which his colleagues regarded Dr. Rhoads was evidenced by the number of professional society officerships he held. Those of which he was president or chairman included: The American College of Surgeons; American Cancer Society, American Philosophical Society; American Surgical Association; Society of Clinical Surgery; Society of Surgery of the Alimentary Tract; Surgical Infection Society and Society of Surgical Chairmen. Many special awards came to him: The Distinguished Service Award of the American Cancer Society; the Joseph Goldberger Award of the American Medical Society for Clinical Nutrition (with Stanley Dudrick); the Citation of the Association for Academic Surgery; the Roswell Park Medal; the American Cancer Society National Award; the Papanicolaou Award; the Medallion for Scientific Achievement and the Flance-Karl Award of the American Surgical Association; the Distinguished Service Award of the American Trauma Society; the Prix de la Societe Internationale de Chirurgie; an Honorary Benjamin Franklin

Fellowship of the Royal Society of Arts; the American Medical Association's Sheen Award for Scientific Accomplishment; the Franklin Medal of the American Philosophical Society, the Medallion of the Surgeon General and the Cosmos Club Award. Surgical colleges of nine nations honored Dr. Rhoads with memberships and 10 universities awarded him honorary degrees. Among the later was the first Doctorate of Medical Science ever awarded by Yale. Its citation would have been an appropriate epitaph: *Jonathan Rhoads, Physician, Scientist, Educator, Editor, Civic Leader, Statesman and President of the American Philosophical Society, you are considered to be a clone of Benjamin Franklin, the founder of the University of Pennsylvania 250 years ago.*

Dr. Rhoads', breadth extended well beyond the scope of the medical profession. In addition to his service as Provost of the University of Pennsylvania (1956-59), he served on the Board of Public Education of the City of Philadelphia and was on the Trustee or Executive Committees of Bryn Mawr College, the Westtown School and Haverford College, chairing the latter. He served on the Council of the American Academy of Arts and Sciences.

Rhoads was perhaps even more proud of his record as an educator than of his research and honors. During his 12 years as department chairman his residency program graduated 62 surgeons who have served as faculty members in 34 different medical schools, 28 as full professors and 11 as departmental chairman.

After finishing as department chairman at age 65, Dr. Rhoads pursued an active professional career for another three decades. Although he stopped operating at 80 his other activities never

(continued on page 8)

## Previous Winners of the Jonathan E. Rhoads Research Award

Awarded to the Surgical Resident whose Surgical Investigation Approaches an Ideal Epitomized  
by the Harrison Department of Surgical Research.

- ◆ Demetri Merianos, M.D. - 2010
- ◆ Robert E. Roses, M.D. - 2009
- ◆ Carter Paulson, M.D. - 2008
- ◆ Michael Wilderman, M.D. - 2007
- ◆ Mark F. Berry, M.D. - 2006
- ◆ Benjamin M. Jackson, M.D. - 2005
- ◆ Mark F. Berry, M.D. - 2004
- ◆ Edward Y. Woo, M.D. - 2003
- ◆ Daniel Kreisel, M.D. - 2002
- ◆ Kenneth W. Liechty, M.D. - 2001
- ◆ Howard Song, M.D. - 2000
- ◆ James P. Greelish, M.D. - 1999
- ◆ Harold N. Lovvorn, M.D. - 1998
- ◆ Omaidia C. Velazquez, M.D. - 1997
- ◆ John C. Kucharczuk, M.D. - 1996
- ◆ Ronald P. DeMatteo, M.D. - 1995
- ◆ W. Roy Smythe, M.D. - 1994
- ◆ Jon S. Odorico, M.D. - 1993
- ◆ James F. Markmann, M.D., Ph.D. - 1993
- ◆ Edward B. Savage, M.D. - 1992
- ◆ Stephen W. Downing, M.D. - 1992
- ◆ Michael D. Lieberman, M.D. - 1991
- ◆ Charles R. Bridges, M.D., Sc.D. - 1990
- ◆ Scott A. Kripke, M.D. - 1989
- ◆ Russell F. Stahl, M.D. - 1988
- ◆ Kenneth L. Brayman, M.D. - 1987
- ◆ Michael A. Acker, M.D. - 1986
- ◆ Danny O. Jacobs, M.D. - 1985
- ◆ John W. Francfort, M.D. - 1985

# Ernest F. Rosato TRIBUTE



To view more images from the Tribute visit the Penn Surgery Society Alumni web site at <http://surgery.uphs.upenn.edu/>


## Jonathan E. Rhoads (continued from page 5)

decreased. Wally Richie once speculated that he had made a pact with the devil that he could live forever if he continued to attend every meeting of his 139 professional societies. This was apparently not true since he did attend all of the meetings, never accepted emeritus status and continued to travel and work productively until a few weeks before his death at age 94.

In 1987 Dr. Rhoads' marriage of 51 years ended with Terry's sudden death from heart failure. In 1990, he married Kathryn Evans Goddard. Kitty, like Terry, was a pediatrician and is the widow of David Goddard, who succeeded Rhoads as Provost of the University of Pennsylvania. This prompted the comment by one wag that he only married pediatricians while she only marries provosts. At the wedding, Rhoads admitted that he and his 74 year old bride were cousins, but said with a twinkle in his eye that they were not worried about consanguinity.

Dr. Rhoads was widely known during his early professional career and through the period of his chairmanship for his wisdom, self-discipline, and capacity for work, qualities that no doubt helped him to become such a successful academic surgeon. But the emphasis on these serious traits made him seem somewhat austere and aloof to his residents and young colleagues. In contrast, during his later decades when he was relieved of the pressures of the chairmanship it became clear that reserved persona for which he had been so well known was probably a well-studied façade. As a college student he had been known by his friends as a disruptive practical joker. During a summer trip to Europe his impulsiveness led him to jump in and swim the Bosphorus (from Asia to Europe). Later as he navigated the more treacherous waters of academic and political life he found that a steadier style was necessary. During that time his playful or unpredictable side was rarely seen. Only occasionally was there a glimpse of it such as when he got behind the wheel of a fast automobile. He acknowledged six crashes and very few would ride with him a second time.

During the last 3 decades of his life after the austere façade of his middle years faded. It seemed to his disciples that he became almost a different person. His



humor was always dry but there was no longer any missing it. While he had been considered a dull speaker he now became an entertaining after dinner raconteur and so sought after as a visiting lecturer that 62 of his 68 visiting professorships came after his department chairmanship. He also turned his giant intellect to cataloging a library of jokes (many of them ribald) and one liners that he would pull off with perfect timing.

To the end of his life, Dr. Rhoads was a master committee man and administrator. After he could no longer call on the intrinsic power of chairmanships and presidencies, it was an educational experience to watch him work his magic at a scientific meeting or even more so in a committee or board meeting. One will never know whether it was a humorous con on his part that he would appear to be sleeping throughout a lengthy presentation at a scientific conference or committee meeting debate. Then at the appropriate moment he would "awake" with a start, ask the perfect question or summarize the pros and cons of the debated issue in such a way that he got the decision he was after. I think he knew exactly what he was doing. He was never asleep! Many of his disciples have tried to copy this maneuver as well as other aspects of his remarkable career - but rarely with success. Jonathan Rhoads was unique.

During his final illness from gastric cancer Dr. Rhoads' courage and consideration for others were apparent. He had decided that whatever the cost in personal comfort he would continue for as long as possible to be useful to his family, his institutions and his colleagues. He carried on with a virtually full schedule of meetings, travel and correspondence until a few days before his death. It was especially fitting that the extension of his life by several months (which he greatly valued) was made possible after he could no longer eat by total intravenous nutrition, a treatment he and his colleagues had devised. It was also appropriate that his last days were spent in the Hospital pavilion, which the University of Pennsylvania had named for him and that he was under the care of a group of physicians, which included members of his department and his own family.

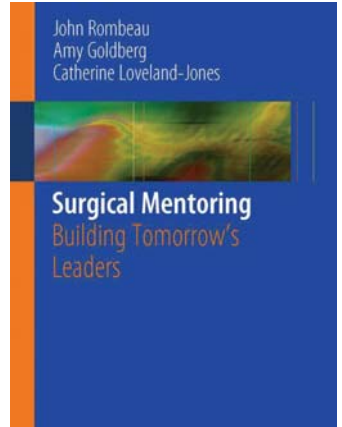
# Alumni News

Faculty, Residents, Alumni of Penn Surgery  
email your news to Mary Hamburg  
mary.hamburg@uphs.upenn.edu

- ◆ **Clyde F. Barker, M.D.** has been elected to begin a 3 year term as president of the American Philosophical Society in 2011. Founded in 1743 by Benjamin Franklin the APS is the national's oldest "learned" society and one of the most distinguished. Its membership of 833 U.S. and 168 international members is comprised of scholars in a variety of disciplines including mathematical and physical sciences, social sciences, humanities, philosophy, arts, public affairs and biological sciences. Relatively few physicians are members. Of previous presidents only W.W. Keen (1908-1918) and Jonathan Rhoads (1976-1984) have been surgeons.
- ◆ **Jonathan S. Bromberg, M.D., Ph.D.** has joined the Department of Surgery at the University of Maryland Medical Center as a Professor of Surgery and the Director of Research in the Division of Transplantation at UMMC. Dr. Bromberg completed a fellowship in transplantation at HUP in 1990.
- ◆ **Jeffrey P. Carpenter, M.D.** has been appointed President-Elect of the Philadelphia Academy of Surgery.
- ◆ **Jeffrey A. Drebin, M.D., Ph.D.** was elected to membership in the Halsted Society.
- ◆ **James F. Markmann, M.D., Ph.D.** was appointed Co-Chair of the Executive Planning Committee for the 2011 American Transplant Congress which is being held in Philadelphia the spring of 2011.
- ◆ **Ross Milner, M.D.** has been appointed Vice Chair for Research-Clinical Trials/Site Based Research within the Department of Surgery of Loyola University Medical Center.

Dr. Milner is currently Chief of the Division of Vascular Surgery and Endovascular Therapy at Loyola.

- ◆ **John L. Rombeau, M.D.**, Professor Emeritus of Surgery at Penn and former Penn graduates Amy J. Goldberg and Catherine Loveland-Jones, have co-authored a new book entitled Surgical Mentoring: Building Tomorrow's Leaders. This book is, in part, a reflection of Dr. Rombeau's 28 years of working with surgical residents



at Penn and is a tribute to mentors and mentees to whom the authors owe enormous gratitude. Additional information regarding this book can be obtained from <http://springer.com/978-1-4419-7190-6>.

- ◆ **Omaida Velazquez, M.D.** was elected to membership in the Southern Surgical Society.
- ◆ **Edward Woo, M.D.** has been named President of the Delaware Valley Vascular Society for 2010-2011.
- ◆ **Y. Joseph Woo, M.D.** has been elected to membership in the Society of Clinical Surgery
- ◆ The Measey Foundation recently endowed the **Annual Ernest F. Rosato/Measey Lectureship** in Surgical Education. The first lecture titled "Legends, Facts and Feuds in the Evolution of Surgical Education" was delivered by Dr. Clyde Barker on February 10th, 2011.

## Jeffrey A. Drebin Elected President of the Society of Clinical Surgery



Dr. Drebin has been elected president of the Society of Clinical Surgery. This society is one of Surgery's most distinguished. Members must be elected before they are over 45 years old. The Society was founded in 1900 by Harvey Cushing, Alton Ochsner and William Mayo. It meets annually at a University Center where members visit the operating rooms to view and kibitz on procedures done by surgeons of the host institution. Meetings have been held at HUP many times, most recently in 1960 when Jonathan Rhoads was president), in 1983 (when ex-Penn resident John Waldhausen was president) and in 2004. HUP faculty members and former residents number 23 of the Society's active and senior members, probably more than from any other institution. During the recent meeting in November at the University of Rochester, Joe Woo was elected to membership.



## Ross Milner (continued from page 2)

During his Marco Polo Fellowship, Ross was offered several faculty positions. He chose to accept the one from Bill Wood and Eliot Chaikoff of Emory where in 2003 he was appointed Assistant Professor of Surgery in the Vascular Division.

His junior faculty career at Emory was highly successful. In addition to building an enviable clinical practice, he remained productive academically. Based on research begun during his fellowship in Holland he introduced a program to implant in post op aneurysm sacs a device for remote pressure sensing. This allowed non invasive surveillance of patients in whom a residual aneurysm sac left after endovascular stenting might be at risk of rupture. This and other aspects of vascular surgery and especially of innovative endovascular procedures have provided the substrate for Ross's 76 publications and more than 100 invited lectures and visiting professorships nationally and internationally.

Ross's excellence in teaching was again recognized at Emory by resident teaching awards. In 2008, he was promoted to Associate Professor of Surgery and became program director of vascular fellowship.

In 2009, Ross was recruited by Loyola University Medical Center and the Stritch School of Medicine to become Chief of the Vascular Division.

Ross is a member of 5 editorial boards including the European Journal of Endovascular and Vascular Surgery and Endovascular Today. He has been elected to membership in the Association of Academic Surgery, the Southeastern Surgical Congress and the Society for Vascular Surgery of which he is now a Distinguished Fellow. During his short tenure at Loyola, he has been appointed Vice-Chair for Clinical Research. Following a recent visit to Loyola by Ron Fairman, it was abundantly clear that Ross has transformed vascular surgery and endovascular therapy at Loyola, and that his Division is poised to become the dominant academic and clinical Vascular Program in Chicago. He has earned the admiration, respect, and loyalty of faculty, fellows, residents, and medical students. His enthusiasm and passion for vascular surgery and endovascular therapy make him an ideal role model. He clearly represents the current state of the art and the future of the specialty.

## Larry Kaiser Portrait Unveiled

A reception and portrait unveiling honoring former Department of Surgery Chair, Larry R. Kaiser, M.D. was held on October 11th, 2010. The reception in the Perelman Atrium was attended by many of Dr. Kaiser's friends, colleagues, and family members. Also in attendance were several of Dr. Kaiser's grateful patients and their families.

Dr. Kaiser was Chairman of HUP's Department of Surgery from 2001 through 2009 and is currently President of The University of Texas Health Science Center at Houston.

The portrait was painted by Jon R. Friedman of Truro, Massachusetts. Mr. Friedman is well known to the Department of Surgery having completed portraits of other faculty members including Dr. Barker. For more information on the artist go to [www.jonrfriedman.com/index.php](http://www.jonrfriedman.com/index.php).



# Improvement of OR Safety through Simulation-Based Emergency Team Training

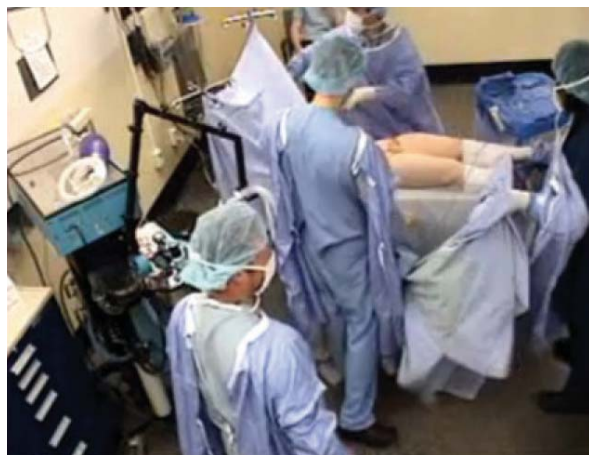
While life threatening operating room (OR) events, such as fires, anaphylactic shock, and cardiac arrest, occur infrequently, they can lead to catastrophic outcomes for patients and surgical staff. OR team training provides surgeons, surgical residents, PeriOp nurses, techs, and other ancillary staff with the tools necessary to navigate through emergency situations occurring in the OR. This type of training helps surgical teams work better together overall, improving morale and patient safety at all times. Initiated by the Department of Surgery and introduced in January 2010, Surgical Emergencies in the Operating Room, is a weekly, multi-departmental, multi-disciplinary team training exercise at the Sim Center. Surgeons and surgical residents at all levels and from all UPHS entities participate.

In Phase One of this exercise, three hundred surgeons and OR staff members from the Hospital of the University of Pennsylvania were trained on what to do in the event of an OR fire and electrical power failure. In cooperation with senior faculty from the Department of Surgery, a basic several step procedure to enable staff to react quickly during uncommon but high stress incidents was developed. Following the training, Department of Surgery participants performed all necessary emergency response steps, did so 30% faster than prior to training and reported feeling significantly more comfortable responding to these emergencies. Surgery residents' understanding of their role in a fire increased from 37% to 98% pre- and post-simulation. Phase Two of this training, which began in November 2010, involves an allergic reaction and cardiac arrest during a procedure. Initial results are just as good, with nearly all participants improving their reaction times and feeling more comfortable resuscitating the patient following the program. Plans are underway to expand this training to incorporate additional topics as well as OR staff from both Pennsylvania Hospital and Penn Presbyterian Medical Center. Although it is one of many performance improvement measures in place within the Department of



**Penn Medicine**  
**Clinical Simulation Center**

• Measey Surgical Skills Suite



Surgery, OR team training is expected to contribute to a reduction in OR injuries and death and is an important patient safety initiative by the Department. Based on the initial results and widespread enthusiasm for the course, this program was awarded the 2010 "Penn Medicine Operational Patient Safety and Quality Award". The best time to learn how to react to rare, but life threatening emergencies in the OR is clearly not when they occur in real life. This program provides Department of Surgery faculty and residents the opportunity to learn these skills ahead of time, in the safe environment of our Simulation lab. When these events inevitably occur in the real OR, everyone will be ready to react and provide the best clinical care possible.

## Upcoming Events

- ◆ Attention **Transplant Alumni** - Join us on Sunday, May 1st at 6:00pm for a cocktail reception during the 2011 American Transplant Congress at the opening preview of the Clyde F. Barker Transplant House.  
Contact Mary Hamburg at [mary.hamburg@uphs.upenn.edu](mailto:mary.hamburg@uphs.upenn.edu) for more info!
- ◆ Calling all **Cardiothoracic Alumni!** Mark your calendars now to join your fellow PENN CT alumni for a reception on Monday, May 9th during the AATS 91st Annual Meeting. The event starts at 6pm at the Perelman Center Atrium. Email Mary Hamburg for more info at [mary.hamburg@uphs.upenn.edu](mailto:mary.hamburg@uphs.upenn.edu).

**Penn Surgery Society members are encouraged to attend these events and the receptions following them.**

- ◆ **Penn Vascular Surgery Alumni** are invited to the 2nd Annual Penn Vascular Alumni reception to be held on Thursday, June 16th during the Society for Vascular Surgery meeting in Chicago. More information and invites coming soon!
- ◆ It's never too early to mark your calendar for the Penn Surgery Society reception to be held during the **American College of Surgeons**. The date is Tuesday, October 25th. Details coming to the PSS website soon!

**For further information on all these events, please go to the Penn Surgery Society website at <http://surgery.site-ym.com>**



## Penn Surgery

Hospital of the University of Pennsylvania  
Department of Surgery  
Division of Surgery Education  
3400 Spruce Street, 4 Maloney  
Philadelphia, PA 19104